

8 3 3 - 0 . - 8 .

505b

México, D. F.,  
julio 14 de  
1928.

3804

Niño Mayo Obregón,  
Navojoa, Son.

Querido Mayito:

Atendiendo el ofrecimiento que te hice relativo a la bicicleta que deseas adquirir con motor de gasolina adaptable a la rueda posterior, te participo que no habiendo encontrado en esta plaza dicha clase de vehículos, me dirigí a Nueva York pidiendo amplios informes y catálogos; y según podrás enterarte por la carta cuyo original te acompaño, ya se dejaron de construir esa clase de motores en virtud de -- ser poco prácticos y peligrosos.

Recibe cariñosas saludos de todos nosotros, y me repito tu amigo y servidor.

Incl.

JME/cam.

# Rollfast Bicycles



Boys' Juvenile  
Model No. 107  
Price \$36.50

**Finish:** Oxblood Red with Coach Green trimmings on head, seat post mast, guards and rims, lined with Gold hair line stripes. Option: Black with Green trimmings.

**Specifications:** Made in three different sizes, 18 inch frame drop to 16 inches with 26 inch wheels, 17 inch frame drop to 15 inches with 24 inch wheels, and 15 inch frame drop to 13 inches with 20 inch wheels. Reinforced truss fork, one piece hanger, sprockets 20 tooth front and 8 tooth rear, drop center mud guards.

**Equipment:** Motobike type padded top saddle with suspension springs, special juvenile motobike type handle bar with forward extension stem and rubber grips, Torrington juvenile full rubber pedals and Rollfast Non-Skid Chain Cup-guaranteed tires (all white).

Boys' Juvenile Price \$35.00 Model No. 109

The Rollfast Boys' Juvenile Model No. 109 is the same as model No. 107 with the exception that it is furnished with a regular fork as on the Girls' Juvenile.

# One Agent in a Town




Girls' Juvenile  
Model No. 108  
Price \$35.00

**Finish:** Oxblood Red with Coach Green trimmings on head, seat post mast, guards and rims, lined with Gold hair line stripes. Option: Black with Green trimmings.

**Specifications:** Made in three different sizes, 18 inch frame with 26 inch wheels, 17 inch frame with 24 inch wheels, and 15 inch frame with 20 inch wheels. Drop forge crown fork, one piece hanger, sprockets 20 tooth front and 8 tooth rear, dress guard with lacing, and chain guard.


**Equipment:** Juvenile saddle with padded top and suspension springs, Torrington juvenile full rubber pedals, juvenile bar with adjustable stem and rubber grips, Rollfast Non-Skid Chain Cup guaranteed tires (all white).



Special Rollfast Hanger



Cut open frame joints show the reinforced joint construction



A few ball-bearing parts broken in half to show result of our improved hardening process. The ball-bearing surface of each part is converted to the hardness of glass while the balance of the steel is softer but very tough, thus giving a durable wearing surface for the balls.

THE construction, finish and equipment of the Rollfast bicycle are distinctive and unique, of carefully analyzed and tested materials of the most expensive grades suitable for each part and operation, coupled with over a quarter of a century of practical experience, expert craftsmanship, thought and study.


The Rollfast line consists of nine models in different sizes, suitable for every man, woman, boy and girl.

The general specifications of the Rollfast bicycle consist of many dominant features of strength and durability, as well as possessing striking artistic value.

Rollfast Trade-Mark Copyrighted

# Rollfast Bicycles

Rollfast Non-Skid Chain Cup Guaranteed T  
(All White). Our Own Patented Design



- 1 Finest Grade White Rubber  
Extra Thick Tread
- 2 Extra Fine Sea Island Heavy  
Motor Cycle Fabric
- 3 Layer Heavy  
White Rubber
- 4 Extra Fine Sea Island Heavy  
Motor Cycle Fabric
- 5 Heavy Pure Gum  
White Tube

Nationally Known and Appreciated  
Over a Million in Use To-day

D.P. HARRIS HDW. & MFG. COMPANY  
99 CHAMBERS STREET AT CHURCH  
NEW YORK, U. S. A.

BY  
H. P. SNYDER MFG. CO.  
LITTLE FALLS, N. Y.

# Rollfast

TRADE MARK

# Bicycles



Made to Last

# Rollfast Bicycle

# One Agent in a Town



Motobike  
Model No. 104  
Price \$42.00

**Finish:** Indian Red with double hair line, hand made, Gold box striping on frame, fork, rims and guards.  
**Specifications:** Motobike type frame size 20 inch drop to 18 inches, option 22 inch frame drop to 20 inches 28 inch wheels, reinforced truss fork, one piece hanger diamond faced crank, sprockets 26 tooth front and 10 tooth rear, drop side mud guards and stand.  
**Equipment:** Motobike type No. 2 saddle with tilting clamp, Torrington full rubber pedals, Rollfast adjustable Braced Bar (patented) with special braced bar stem and Lucky Charm long rubber grips, Rollfast Non-Skid Chain Cup guaranteed tires (all white).



Camel Back  
Model No. 103  
Price \$39.00

**Finish:** Oxblood Red with Coach Green trimmings on head, post mast, guards and rims, lined with Gold hair line stripes. Option: Black with Green trimmings.  
**Specifications:** Size of frame 20 inch drop to 18 inches with 28 inch wheels, reinforced truss fork, one piece hanger, diamond faced crank, sprockets 26 tooth front and 10 tooth rear, drop side mud guards.  
**Equipment:** Motobike type No. 2 saddle with tilting clamp, Torrington full rubber pedals, Rollfast Boy Scout handle bar with forward extension stem, Lucky Charm long rubber grips and Rollfast Non-Skid Chain Cup guaranteed tires (all white).

# Rollfast Bicycle

# One Agent in a Town



Road Racer  
Model No. 105  
Price \$38.50

**Finish:** Indian Red with high lustre nickel plated head and fork, double hair line, hand made, Gold box striping on the Red. Option: with nickel and Gold hair line trimmings.  
**Specifications:** Frame made specially of 1/8 inch tubing, outside joints 20 inch, option 22 inch, with 28 inch wheels, special racer rims, natural wood finish, special drop forge crown fork, one piece hanger, diamond faced crank, sprockets 26 tooth front and 9 tooth rear, special front and rear racing hubs turned from solid bar.  
**Equipment:** Torrington Star No. 4 racing pedals, Persons Track Racer saddle, Lawson racing handle bar with forward extension stem and rubber grips, Rollfast Road Racer guaranteed tires (white with smooth black top).

# Rollfast Bicycle

# One Agent in a Town



Arch Bar  
Model No. 102  
Price \$39.00

**Finish:** Oxblood Red with Coach Green trimmings on head, seat post mast, guards and rims, lined with Gold hair line stripes. Option: Black with Green trimmings.  
**Specifications:** Made in two sizes, 20 inch and 22 inch frame with 28 inch wheels, drop forge crown fork, one piece hanger, diamond faced crank, sprockets 26 tooth front and 10 tooth rear, drop side mud guards.  
**Equipment:** Motobike type No. 2 saddle with tilting clamp, Torrington full rubber pedals, Rollfast No. 6 handle bar with forward extension stem, Lucky Charm long rubber grips and Rollfast Non-Skid Chain Cup guaranteed tires (all white).



Roadster  
Model No. 101  
Price \$37.50

**Finish:** Oxblood Red with Coach Green trimmings on head, seat post mast, guards and rims, lined with Gold hair line stripes. Option: Black with Green trimmings.  
**Specifications:** Made in two sizes, 20 inch and 22 inch frame with 28 inch wheels, drop forge crown fork, one piece hanger, diamond faced crank, sprockets 26 tooth front and 10 tooth rear, drop side mud guards.  
**Equipment:** Motobike type No. 2 saddle with tilting clamp, Torrington full rubber pedals, Rollfast No. 6 handle bar with forward extension stem, Lucky Charm long rubber grips and Rollfast Non-skid Chain Cup guaranteed tires (all white).



Ladies'  
Model No. 106  
Price \$40.00

**Finish:** Oxblood Red with Coach Green trimmings on head, seat post mast, guards and rims, lined with Gold hair line stripes. Option: Black with Green trimmings.  
**Specifications:** Size of frame 19 inches, option 21 inches, with 28 inch wheels, drop forge crown fork, one piece hanger, diamond faced crank, sprockets 22 tooth front and 9 tooth rear, dress guard with lacing and chain guard.  
**Equipment:** Ladies' Comfortpadded saddle, Torrington full rubber ladies' pedals, ladies' handle bar with adjustable stem, rubber grips and Rollfast Non-Skid Chain Cup guaranteed tires (all white).



THE desire of parents to provide invigorating outdoor exercise for their children is responsible for the largely increasing popularity of the "Rollfast" PLAYCYCLE and Velocipede.

With nearly half a century of practical experience in the manufacture of high-grade bicycles and juvenile vehicles, we point with pride to the "Rollfast" tubular ball bearing PLAYCYCLE as the latest addition to the "Rollfast" line.



Knowledge gained of experience coupled with skilled workmanship has resulted in vehicles that are strong, durable, beautiful, safe, comfortable and easy to ride.

All parts of the PLAYCYCLE are made of the best materials. The tubular steel frame is reinforced by a strong extra bar to absolutely insure greater strength and rigidity. The joints are drawn from sheet steel, making the entire vehicle practically indestructible.

All parts not enameled are heavily nickel plated and the spokes are in anti-rust finish, making the PLAYCYCLE weatherproof.

The PLAYCYCLE is full jeweled with ball bearings at all driving points. The regular bicycle sprocket and chain are used, insuring the greatest ease in riding.

Parents will welcome the PLAYCYCLE because it has been built not as a toy but to give practical long time service. Quality characterizes every detail, assuring the complete joyfulness and health-building fun of every boy and girl who rides it.



### New Departure Multiple Disc Clutch Coaster Brake

THE "Rollfast" PLAYCYCLES Nos. 7 and 8 are equipped with the improved New Departure Coaster Brake. This little device is a wonderful invention that not only provides an ideal brake for child's vehicle but assures positive control of speed through the simple operation of backward pressure on the pedals, — a perfectly natural method that a child almost instinctively understands and quickly learns.

The braking mechanism is an adaptation of the multiple disc clutch so effectively used in modern automobiles. Its action is velvet-smooth, absolutely unfailing and applied with hardly more exertion than taking a step backward.

Parents prefer PLAYCYCLES equipped with this coaster brake. Dealers appreciate the value of it and, therefore, most of the vehicles we sell are equipped with the New Departure.

**Rollfast**  
TRADE MARK

PLAY-CYCLES  
AND  
VELOCIPEDES  
*Made to Last*

**D. P. HARRIS HDW. & MFG. CO.**  
99 Chambers Street, New York, N. Y.

## VELOCIPEDES

### Tubular — Ball Bearing

The "ROLLFAST" Tubular Ball Bearing Velocipede is well known to the trade and is today unexcelled for beauty, durability and riding qualities. The "Rollfast" embodies many features not found in other so-called high-grade velocipedes. They are sturdily built like a bicycle, with nickeled caps at top and bottom of the head. No castings are used. All joints and fittings are made from sheet steel stampings. This form of construction is known to be the very best. The spokes are anti-rust.



"Rollfast" Ball Bearing Velocipede  
Model R

This velocipede is the pioneer of the "Rollfast" family, a marvel of beauty and strength. Sottly padded saddle, with cushion comfort springs.

Finished in bright Imperial Red or Regal Blue.

No.	Wheel Diameter		For Age	Weight Packed
	Front	Rear		
No. 0	14 inch	10 inch	2 - 3	20 pounds
No. 1	16 inch	10 inch	3 - 4	21 pounds
No. 2	20 inch	14 inch	4 - 5	25 pounds
No. 3	24 inch	16 inch	5 - 6	28 pounds

Packed 1 in Carton



"Rollfast" Ball Bearing Velocipede  
DeLuxe

This velocipede is fitted with full nickel plated, polished and buffed front fork, saddle and tool bag in Imperial Red finish to match frame, red jewel signal, front guard and heavy balloon cushion tires.

Finished in bright Imperial Red or Regal Blue.

No.	Wheel Diameter		For Age	Weight Packed
	Front	Rear		
No. 20	14 inch	10 inch	2 - 3	23 pounds
No. 21	16 inch	10 inch	3 - 4	24 pounds
No. 22	20 inch	14 inch	4 - 5	28 pounds
No. 23	24 inch	16 inch	5 - 6	31 pounds

Packed 1 in Carton

## "Rollfast" VELOCIPEDES

### Detailed Specifications

**Frame.** Made of high carbon steel bicycle tubing, 7/8 inch in diameter. Joints and head made from stamping, the same as for the highest grade bicycles, tapered, pinned and brazed. The dip method of brazing is used, which insures perfect amalgamation throughout the joint and the entire length of the reinforcement. This form of construction is known and recognized to be the very best. NO CASTINGS are used.

**Fork.** Made of high carbon steel tubing, the same as on the highest grade bicycles.

**Bearings.** Annular contained anti-friction ball bearings are installed at all driving points, insuring easiest driving.

**Wheels.** Regular bicycle wheel, solid steel rims, rust proof bicycle wire spokes, ball bearing all-steel hubs.

**Finish.** In beautiful shade of Imperial Red or Regal Blue, baked on, giving a lasting lustre. Ornamented with hairline box striping. All parts not enameled are highly polished, heavy non-rusting nickel plate.

**Tires.** DeLuxe Models are equipped with highest grade balloon cushion tires. Model R equipped with cushion tires one inch in diameter.

**Saddle.** DeLuxe Model equipped with a special saddle finished in Imperial Red and carrying tool bag to match. This adds to the beauty as well as the quality of this model. Model R equipped with "Rollfast" saddle, specially made of best grade of leather, shaped for comfort, with cushioned comfort springs, all metal highly nickel-plated.

**Pedals.** Regular bicycle pedals, ball bearing with solid rubber foot pads.

**Handlebars.** Tubular handlebar, with drop forged extension stems, top made of first-grade bicycle tubing, highly nickel-plated and with special "Rollfast" red rubber grips.

## PLAYCYCLES Tubular — Ball Bearing

The "ROLLFAST" Playcycles No. 7 and No. 8 are made exactly in the same manner, and from the same materials, as the bicycles for adults. Regular bicycle frame construction, flush joints, regular bicycle head and ball bearing head set, regular bicycle one-piece hanger and hanger bracket, regular bicycle tubing one inch diameter, complete with New Departure Coaster Brake; mud guards front and rear to match frame, hand striped with gold hair lines; red reflex jewel on rear mud guard; tool bag with oval metal ends, attached to saddle; regular bicycle warning bell, attached to handlebar.



**Rollfast** PLAYCYCLE No. 7

Packed 1 in a Carton.

Shipping Weight 37 Lbs.

COLORS—IMPERIAL RED with White Head  
REGAL BLUE  
GOLDEN BROWN “ “ “



**Rollfast** PLAYCYCLE No. 8

Shipping Weight 37 Lbs.

## "Rollfast" PLAYCYCLES

No. 7 and No. 8

### Detailed Specifications

**Wheel Base.** 31 inches; Length over all 46 inches.

**Handlebar Stem.** Adjustable from 1 to 8 inches.

**Height.** 22 inches from pedal to saddle.

**Seat Post.** Adjustable from 1 to 8 inches.

**Wheels.** 14 inches diameter, bicycle construction.

**Tires.** 1-1/4" balloon, cushion solid rubber.

**Hubs.** Bicycle hubs, adjustable with cones and ball retainers.

**Coaster Brake.** New Departure ENDEE.

**Spokes.** Bicycle spokes, rustproof.

**Hanger.** Rollfast, regular bicycle one-piece, ball bearing hanger, hardened cups and cones, adjustable, with ball retainers and balls, 4 1/2 inch crank, housed special bracket.

**Sprockets.** Genuine bicycle sprockets, 18-tooth front, 8-tooth rear.

**Head Set.** Rollfast, regular ball bearing, adjustable, bicycle head set with hardened and tempered cups and cones.

**Chains.** Regular bicycle roller chain 3/16 x 1 inch pitch.

**Chain Adjusters.** Screw Style.

**Saddle.** Rollfast, padded top, with cushion comfort springs.

**Tool Bag.** Oval shape with metal ends.

**Pedals.** Junior ball bearing bicycle rubber pedals.

**Handlebars.** 3/8", complete with stem.

**Grips.** Rollfast, red rubber.

**Stand.** To match frame.

**Bell.** Regular bicycle bell.

**Finish.** Enameled the same as the best grade bicycle, with anti-rust finish, three coats of best grade enamel, and coat of varnish to preserve lustre.

**Colors.** Imperial Red with White Head.

Regal Blue “ “ “

Golden Brown “ “ “

## PLAYCYCLES

Tubular — Ball Bearing



**Rollfast** PLAYCYCLE No. 5

The "Rollfast" PLAYCYCLE No. 5 is identical to the No. 6 DeLuxe Model in all respects except that it is fitted with a plain ball bearing rear hub instead of the Endee coaster brake, one inch cushion tires and does not carry the special DeLuxe equipment.

Finished in bright Imperial Red or Regal Blue.

Packed 1 in a Carton. Shipping Weight 30 Lbs.



**Rollfast** PLAYCYCLE DeLuxe No. 6

The No. 6 "Rollfast" PLAYCYCLE DeLuxe is equipped with the Endee coaster brake, front and rear guards, balloon tires, rear red jewel signal, bell, and tool bag.

Finished in bright Imperial Red with saddle to match, or Regal Blue, ornamented with gold hairline box stripe.

Packed 1 in Carton. Shipping Weight 35 Lbs.

## "Rollfast" PLAYCYCLES

No. 5 and No. 6

### Detailed Specifications

**Frame.** Made of high carbon steel bicycle tubing, 7 8 inch in diameter, giving great strength. Joints are all outside, tapered carefully, pinned and brazed, eliminating the possibility of working loose.

**Bearings.** Annular contained anti-friction ball bearings are installed at all driving points, insuring easiest driving.

**Wheels.** 12 inch. Regular bicycle roller chain 3/16 x 1 inch pitch, with chain adjuster, regular bicycle sprocket, solid steel rims, rust proof bicycle wire spokes, ball bearing all-steel hubs.

**Finish.** In beautiful shade of Imperial Red or Regal Blue baked on, giving a lasting lustre. Ornamented with gold hairline box striping on DeLuxe Models only. All parts not enameled are highly polished, heavy non-rusting nickel plate.

**Tires.** DeLuxe Models are equipped with highest grade balloon cushion tires. Model 5 equipped with cushion tires one inch in diameter.

**Saddle.** DeLuxe Model equipped with a special saddle, finished in Imperial Red and carrying tool bag to match. This adds to the beauty as well as the quality of this model. Model No. 5 equipped with "Rollfast" saddle specially made of best grade of leather, shaped for comfort with cushioned comfort springs, all metal highly nickel-plated.

**Pedals.** Regular bicycle pedals, ball bearing, with solid rubber foot pads.

**Handlebars.** Tubular handlebar with drop forged extension stems, top made of first-grade bicycle tubing, highly nickel-plated and with special "Rollfast" red rubber grips.

## To Father and Mother

DO YOU want to make that youngster of yours happy? Then let your choice be an Emblem Velocipede.

This is indeed a velocipede that any youngster will be proud to own. It is fine looking, easy-running, sturdy, comfortable and up to date in every feature.

But that is not all. It is the right velocipede from the viewpoint of parents whose consideration is ever the welfare of their children.

First, and most important, is the element of safety. The Emblem is so strongly and scientifically built, that accident from breakage is practically eliminated. The new patented-design frame (described on the previous page) makes tipping backward, a common fault of most velocipedes, virtually impossible.

And then, there's the health feature. Easy-running, with a comfortable spring saddle and properly-shaped handlebars, the Emblem provides that healthful outdoor exercise without overexertion that develops young muscles and creates a healthy appetite.

Finally, there's the economy feature. Built by a bicycle-manufacturer—not by a toy-maker—the Emblem will stand the wear and tear; it will last. And the adjustable saddle and handlebars permit adjustment to the growing boy or girl.

Truly, the purchase of an Emblem Velocipede is an investment for your child's happiness and health.

# The Emblem Velocipede

*Export Office*

**L. L. LANCASTER**

**Prudential Building**

**BUFFALO, N. Y.**

**Emblem Manufacturing Co.**

**Angola, N. Y.**



**SPEED**

## Built Like a Bicycle

HERE'S the velocipede for you. Built like a bicycle—steel tubing, ball-bearings, adjustable handlebars, bicycle saddle, everything to make it a *real* velocipede.

And speed—well now, we'd like to see the velocipede that can go faster than this one; it runs so easily. When you sit in the saddle and get your feet on the ball-bearing pedals, you'll know it runs easily.


It's a velocipede that will stand a bump or two, now and then.

It won't tip over backward, either, as a good many other velocipedes do when the front wheel hits a stone or something.

Yes, indeed, the Emblem is a safe velocipede; and that, of course, is the kind that father and mother want you to have; so let them read this circular before they buy a velocipede for you.

## Twelve Points of Superiority

*Genuine  
Emblem Carmine  
Enamel*



*Three sizes:  
No. 1, 16-in. front wheel  
No. 2, 20-in. front wheel  
No. 3, 24-in. front wheel*

### The Patented-Design Frame

Note the curve at the bottom of the frame. This curve lengthens the wheel base and places the weight of the rider well between the front and rear wheels. Tipping over backwards, so common with many other velocipedes, is consequently made impossible.

Also note the webbed reinforcement at the junction of the frame with the head. This is usually the weak point in ordinary types of

velocipedes, which frequently break at this point when subjected to a sudden jar, such as the wheel gets when the rider runs off the curb of the sidewalk. The webbed reinforcement of the Emblem frame absolutely prevents breaking at this point.

The Emblem is not only good-looking, easy-running, comfortable, long-lasting, and up to date—it is **SAFE**.



## Healthful Exercise for Children

LITTLE legs and bodies need exercise to develop and strengthen them; little lungs need plenty of pure, fresh air; little appetites need sharpening; active little minds need something to keep them occupied.

There is nothing better than an Emblem Park Cycle to accomplish all these things, because it invites youngsters to interesting, enjoyable exercise in the open air—the kind of exercise that is most beneficial.

And a very important point to parents is that it is *safe* exercise. The Emblem Park Cycle is so strongly built that there is no danger of its breaking. The little rider can mount and dismount quickly and safely. It can be stopped almost instantly by the coaster brake. It runs so easily that there is no overtaxing of little muscles. It is used on the sidewalk; not in the street.

The Emblem Park Cycle is built by the manufacturer of the Emblem Bicycle and is of bicycle construction throughout, as you will see by the specifications on the previous page.

It is economical, because it is built to give long service. The saddle and handlebars can be adjusted to keep pace with the growth of the rider.

Purchasing an Emblem Park Cycle is truly an investment in health as well as happiness for your little one.

## The EMBLEM PARK CYCLE

Manufactured by  
EMBLEM MANUFACTURING CO  
ANGOLA, N. Y.

Export Office  
L. L. LANCASTER  
Prudential Building  
BUFFALO, N. Y.



# EMBLEM



## Have you seen it?

THE new Emblem Park Cycle is a dandy! If you haven't ridden it, you've missed a lot of fun. It's just like riding a regular bicycle—only it's easier. You skim along past all the other fellows and girls—because the Emblem runs so easily. You can coast, too—and stop in a jiffy—because the Emblem has a regular coaster brake like big bicycles.

If you could only ride an Emblem Park Cycle once; then you'd know what *real* fun is. It is made just like a regular bicycle, only it's smaller, and has no top bar to get in your way. It has steel tubing, bicycle saddle and handlebars, regular bicycle pedals and bicycle chain, ball bearings, non-skid rubber tires, mud guards, a stand just like a motor-bike, and a regular coaster brake.

My, but you'll have lots of fun with this bike! Ask mother and father what they think of it.

Choice of Carmine or Blue  
One size—14-inch wheel  
for ages 4 to 9



Price, \$25.00  
Without coaster  
brake \$22.50

## Built for Long Service

FRAME —Main frame, 1-inch steel tubing; rear frame,  $\frac{3}{4}$ -inch steel tubing. Specially reinforced at junction of frame and head.  
FORK —Emblem bicycle fork. Full nickel-plated.  
HANGER—Full-size bicycle hanger with  $\frac{5}{16}$ -inch steel balls. Full-size cones and ball cups.  
CRANK —Regular Emblem one-piece forged steel crank and axle.  
CHAIN —Regular bicycle roller chain.

SADDLE —Bicycle spring model. Adjustable.  
HANDLEBARS—Adjustable. Rubber grips.  
TIRES — $1\frac{1}{4}$ -inch corrugated rubber. Equipped with pneumatic tires at \$2.50 extra.  
COASTER BRAKE—Regular bicycle type.  
PEDALS —Rubber type. Ball bearing.  
MUD GUARDS—To match frame.  
STAND —To match frame.

# SPALDING BICYCLES



## Bicycle Sundries

### Bicycle Saddles

	Each
Eagle Easy .....	\$4.
No. 2, Motor Bike.....	4.00
Troxal Tip Top.....	3.00
Ladies' Comfort .....	3.00
No. 14, Troxal Juvenile.....	2.00

### Bicycle Pumps

	Each
No. 1, Hand Pump.....	\$.25
No. 2, Foot Pump.....	1.00
No. C, Foot Pump.....	1.50
No. 8, Foot Pump.....	2.50
No. 12, Frame Pump.....	.75

### Fisk Bicycle Tires


	Pair
Fisk Cord Road Racer, 28x1 $\frac{1}{8}$ , 1 $\frac{1}{4}$ ....	\$6.50
Fisk Cord Extra Heavy, 28x1 $\frac{3}{8}$ , 1 $\frac{1}{2}$ ....	6.50
Fisk No. 66 Extra Heavy, 28x1 $\frac{3}{8}$ , 1 $\frac{1}{2}$ ....	6.50
Fisk Victor T. H., 28x1 $\frac{3}{8}$ , 1 $\frac{1}{2}$ .....	6.00
Fisk Victor Road Tire, 28x1 $\frac{3}{8}$ , 1 $\frac{1}{2}$ ....	5.00
Fisk New Departure, 28x1 $\frac{3}{8}$ , 1 $\frac{1}{2}$ .....	5.50
Fisk Juvenile, 26-inch.....	5.50
Fisk Juvenile, 24-inch.....	5.50
Fisk Juvenile, 20-inch.....	5.00
Klaxon Horn.....	1.75
Ever-lit Oil Lamp.....	2.75
Tool Bag and Tools.....	1.00
Rear Stand and Clip.....	1.00
Luggage Carrier.....	.75

**GUARANTEE** We agree with the purchaser of each Spalding Bicycle to make good by repair or replacement, within one year from date of sale by the dealer, any defects in material and workmanship, provided the serial number is intact and the defective part is delivered to us transportation prepaid. This guarantee does not cover the cost of repairing bicycles when damaged by accident, misuse or neglect.

Tires are guaranteed by the makers, to whom all claims should be referred. When repairs are found necessary, remove tires from the bicycle and send them direct to the maker.

## A. G. Spalding & Bros.

July, 1926




## Spalding Ladies' Model

Our ladies' bicycles are very neat in design and are made very strong and durable.

They are finished in blue, red and plain black.

Equipped with mud guards and coaster brake—also square rubber, small-sized pedals. Made in 20-inch frames only.

**Price \$41.00**



## Spalding Girls' Juvenile


Model BJ-12 is suitable for a girl from 8 to 10 years of age.

These Bicycles are the Best Juvenile Bicycles manufactured.

This model is equipped with mud guards and coaster brake.

The Girls' Juveniles are finished in red with blue head.

**Price \$35.50**



## Spalding Men's Roadster

**FRAME.** 1-inch steel tubing. Heights, 20 and 22 inches.

**FINISH.** In Blue and Black.

**RIMS.** Wood. Colors to match frames. 36 holes, front and rear.

**TIRES.** Fisk. Extra heavy cord.

**GEAR, 81.** Sprockets, 26-tooth front and 9-tooth rear.

**CRANKS.** Oval shape, 1 piece.


**CHAIN.** Roller, 3-16 x 1-inch pitch.

**PEDALS.** Square rubber, motorcycle type.

**HANDLE BARS.** 23-inch, reversible forward extension; rubber grips.

**SADDLE.** Easy riding motorcycle type.

**Price \$38.50**



## Spalding Archbar Model

**FRAME.** Arch bow, extra strong, 1-inch tubing. Height, 21 inches.

**FINISH.** Blue with red head.

**RIMS.** Wood. Colors to match frames. 36-hole front and rear.

**TIRES.** Fisk cord. Extra heavy. Gray with white top. 28x1 $\frac{3}{8}$  inches.

**GEAR, 81.** Sprockets, 26-tooth front and 9-tooth rear.

**CRANKS.** 7-inch, 1 piece, drop forged.

**CHAIN.** Roller, 3-16 x 1-inch pitch.

**PEDALS.** Square, rubber motorcycle type.


**HANDLE BARS.** 23-inch, reversible forward extension. Rubber grips.

**SADDLE.** Easy riding motorcycle type.

**Price \$40.00**

Equipped with coaster brake and mud guards.

These bicycles are fully guaranteed in every particular.



## Spalding Boys' CB Model

**FRAME.** Camelback, 19-inch only.

**FINISH.** Red with blue head.

**RIMS.** Wood. Colors to match frames.

**TIRES.** Fisk. Thorn proof.

**GEAR, 81.** Sprockets, 26-tooth front and 9-tooth rear.

**CRANKS.** 7-inch, 1 piece, drop forged.

**CHAIN.** Roller, 3-16 x 1-inch pitch.

**PEDALS.** Square rubber motorcycle type.

**HANDLE BARS.** 23-inch, reversible forward extension. Rubber grips.

**SADDLE.** Boys' motorcycle type.

**Price \$38.50**

Equipped with coaster brake and mud guards.

This bicycle is suitable for a boy from 10 to 12 years of age.



## Spalding Boys' Juvenile

Model BJ-11. Suitable for a boy from 8 to 10 years of age.

These Bicycles are the Best Juvenile Bicycles manufactured.

This model is equipped with mud guards and coaster brake.

The Boys' Juveniles are finished in red with blue head.

**Price \$35.00**

The frame on Model BJ-11 is 17-inch camelback style, the wheels are 26-inch.

S P A L D I N G   B I C Y C L E S

<u>D.</u>	<u>DESCRIPTION</u>	<u>EXPORT</u>	<u>LIST</u>
D-66	Men's Roadster Bicycle      Frame 20"	31.00	38.50
D-65	Men's Road Racer      "      with brake	32.50	42.00
D-65	"      "      "      "      No Brake	30.50	38.00
F-68	"      Arch Bar      "      Frame 21"	32.00	40.00
.69	"      Motobike	33.50	42.00
D-67	Boy's Junior      "      Frame 19"	31.00	38.50
D-70	Ladies Model      "	33.25	41.00
DJ-15	Boy's Juvenile      "      Frame 15"	27.00	32.50
DJ-18	Girl's      "      "      15"	27.00	32.50
DJ-11	Boys'      "      "      17"	28.00	35.00
J-12	Girls'      "      "      17"	28.75	35.50


N O T E

TOOL BAGS AND REAR STANDS ARE NOT SUPPLIED

Tool Bag and Tools	.75	1.00
Rear Stands	.50	.75

M I S C E L L A N E O U S   I N F O R M A T I O N

All above Bicycles are fitted with Coaster Brakes and Mud Guards.  
 All above Bicycles are fitted with FISK CORD TIRES.  
 Prices include CRATING for export shipment and are F.A.S. New York Harbor.  
 Cash discount 2% ten (10) days - Net thirty (30) days.  
 Prices are not guaranteed for any length of time.  
 Orders are accepted on the basis of prices prevailing at time of delivery.  
 Bicycles are supplied in colors:-      BLACK              RED              DARK BLUE



BICICLETAS  
de CALIDAD

## Introduccion

AL PRESENTAR este catálogo, la Emblem Manufacturing Company llama la atención del lector a las mejoras y cambios prácticos operados en la construcción de sus bicicletas, en cuya manufactura hemos empleado más de quince años para llegar a este estado de perfección.

Debido en gran parte a que en la construcción de las Bicicletas EMBLEM usamos exclusivamente materiales de superior calidad y que las piezas de estas son igualmente de nuestro diseño y patente, las famosas bicicletas EMBLEM en todos los mercados en que son conocidas, han dado siempre los más satisfactorios resultados.


Su cuadro es compuesto de tubos sin costuras o empates, combinando a esto el que para su terminación obtenemos solamente las ruedas, rayos, cubos, bielas y demas accesorios de la mejor calidad obtenibles. Al dar detenida lectura a las subsiguientes páginas de este catálogo, se convencerá el lector que toda bicicleta EMBLEM es equipada con todo lo mejor que en su clase se manufactura.

Extremoso cuidado es dado al acabado general de toda bicicleta EMBLEM, no sólo con la idea de darlas su típica y atrayente hermosura, sino con el fin de que estas sean durables.

Igualmente son de apreciarse las ventajas que los cuadros EMBLEM poseen sobre modelos de otras marcas distintas; como es el tener una espiga de cabeza EMBLEM más grande que las de otras marcas. Todas las piezas que componen nuestro modelo son forjadas de una barra de acero enteriza y no estampadas como sucede con las de otros fabricantes. Con una EMBLEM no hay temor de que la horquilla pueda quebrarse al nivel de la corona.

Deseamos se sirva notar los Conos de Doble Vida, los que son diseños exclusivos de nuestras bicicletas EMBLEM y en general aumentan la vida de las mismas.

Como se verá en las demás páginas del catálogo, manufacturamos modelos de bicicletas para todos los usos y nos agrada cotizar sobre cualquiera de los mismos, bien según aparecen ilustrados en este catálogo o con equipo especial si así es deseado.





# EMBLEM



**Modelo 56 De Carrera**  
Con horquillas completamente niqueladas

**E**S EL MODELO No. 56 una bicicleta mejorada para usos de carrera. Es una bicicleta de peso ligero y con equipo de superior calidad.

### ESPECIFICACIONES

- Cuadro tubería sin costura de 1", de acero niquelado
- Altura 21"
- Corona Forjada a martillo; diseñada en forma de caja
- Colgante Emblem de dos Piezas para Carrera
- Cubos De Carrera
- Ruedas 28", delanteras y traseras
- Cadena de rodillo 3/16" x 1"
- Rayos Diamond E
- Acabado Carmin: o Negro, con horquillas niqueladas
- Ruedas de Engranaje Delantera, 22 o 24 dientes
- Bielas 7", de dos piezas forjadas a martillo
- Pedales "Star" de Carrera
- Manubrios 'Emblem' de Carrera
- Sillín De Carrera
- Neumáticos de Carrera, de 1 1/8" o 1 1/4"



# EMBLEM



**Modelo 74 Boy Scout**  
con 'coasterbrake' (freno automático)

**C**UADRO con barra superior encorvada y con ruedas de 28 pulgadas. Este modelo es diseñado tanto para adultos como para niños. Su construcción es resistente para ambos casos. Estas constituyen la felicidad de cualquier niño.

Horquillas reforzadas pueden suministrarse a costo adicional.

### ESPECIFICACIONES:

- Cuadro tubería sin costura de 1"
- Altura 18"
- Corona Forjada a martillo
- Colgante Emblem de Una Pieza con CONOS DE VIDA DOBLE
- Cubos Torneados de acero sólido
- Ruedas 28", delanteras y traseras
- Cadena de rodillo, 3/8" x 1"
- Acabado Carmin o Negro
- Ruedas de Engranaje Delantera, 24 o 26 dientes
- Bielas Ovaladas, de una pieza y forjadas a martillo
- Pedales De Goma
- Manubrio tipo de 'Motobike' o de Carrera
- Sillín Tipo de 'Motobike' o de Carrera
- Neumáticos "Goodrich" o "Fisk" de tubo simple 28" como el ilustrado, y acabado como el del cuadro
- Estante







# EMBLEM




## Modelo 144 Arch Truss con "coasterbrake"

EL CUADRO "Arch Truss" (reforzado de arco) se hace especialmente para los usos de ellos los que requieren un cuadro especialmente fuerte. El peso de la bicicleta es poco en comparación con su resistencia.

### ESPECIFICACIONES

Cuadro	de tubo sin costura, 1"
Altura	20 o 22"
Corona	Forjada a martillo
Colgante	Emblem de Una Pieza con CONOS DE VIDA DOBLE
Cubos	Torneados de acero sólido
Ruedas	28", delanteras y traseras
Cadena	de rodillo, 3/8" x 1"
Acabado	Carmín o Negro
Ruedas de Engranaje	Delantera, 24 o 26 dientes
Bielas	Ovaladas, de una pieza y forjadas a martillo
Pedales	de Goma
Manubrio	Emblem
Sillín	Tipo "Motobike"
Neumáticos	"Goodrich" o "Fisk" de tubo simple, 28"
Estante	acabado como el cuadro



# EMBLEM



## Modelo 114 (Heavy Service Scout) con Horquillas Reforzadas, Estante y "coasterbrake"

TIENE esta bicicleta un cuadro algo similar a una motocicleta. Se le da resistencia adicional por una barra extra y las horquillas reforzadas. Es una bicicleta fuerte para usos excepcionalmente severos.

### ESPECIFICACIONES

Cuadro	tubería sin costura, 1"
Altura	18, 20 y 22"
Corona	forjada a martillo
Colgante	Emblem de Una Pieza con CONOS DE VIDA DOBLE
Cubos	Torneados de acero sólido
Ruedas	28", delanteras y traseras
Cadena	de rodillo 3/16"
Acabado	Carmín o Negro
Ruedas de Engranaje	Delanteras, 24 o 26 dientes
Bielas	Ovaladas de una pieza y forjadas a martillo
Pedales	de Goma
Manubrios	Emblem, tipo 'Motobike'
Neumáticos	Goodrich o Fisk de tubo simple, 28"
Estante	Acabado como el cuadro





# EMBLEM



### Modelo 35 para Señoras con "coasterbrake"

**S**E HACE este modelo especialmente para señoras, y tiene especial seguridad debido al uso del curvo doble y las dos brazas delanteras en el cuadro. El guarda-cadena se hace de una pieza y en los mismos colores que el cuadro.

#### ESPECIFICACIONES

- Cuadro tubería sin costura de 1"
- Altura 20 o 22"
- Corona Forjada a martillo, de una pieza
- Colgante Emblem de una pieza con CONOS DE VIDA DOBLE
- Cubos Torneados de acero sólido
- Ruedas 28", delanteras o traseras
- Cadena de rodillo 3/16" x 1"
- Acabado Carmín o Negro
- Ruedas de Engranaje Delanteras, 20 o 22 dientes
- Bielas 6 1/2"
- Pedales para Señoras, y de goma
- Manubrio Emblem ajustable
- Sillín para Señoras
- Neumáticos Goodrich o Fisk de tubo simple, 28"



# EMBLEM



### Modelo 32 para Hombres con "coasterbrake"

**E**S esta una bicicleta de calidad para fines generales. Es de poco peso, pero resistente. Se hace de los mejores materiales y con mucho cuidado. Es el tipo más popular.

#### ESPECIFICACIONES

- Cuadro tubería sin costura, 1"
- Altura 20 o 22"
- Corona Forjada a martillo, de una pieza
- Colgante Emblem de Una Pieza con CONOS DE VIDA DOBLE
- Cubos Torneados de acero sólido
- Ruedas 28", delanteras o traseras
- Cadena de rodillo, 3/16" x 1"
- Acabado Carmín o Negro
- Ruedas de Engranaje Delanteras, 24 o 26 dientes
- Bielas Ovaladas de una pieza
- Pedales de goma
- Manubrio Emblem, tipo ilustrado
- Sillín tipo Motobike
- Neumáticos Goodrich o Fisk de tubo simple, 28"
- Estante Acabado como el cuadro





# EMBLEM



## Modelo 25 para Niñas con "coasterbrake"

**E**STE modelo se hace en tres tamaños para servir los usos de muchachas de cualquier edad. La calidad de los materiales usados en esta bicicleta y la obra de mano son iguales a los usados en los otros modelos EMBLEM.

### ESPECIFICACIONES

Cuadro	de tubo sin costura, 1"
Altura	14, 16 o 18"
Corona	Forjada a martillo, de una pieza
Colgante	Emblem de Una Pieza con CONOS DE VIDA DOBLE
Cubos	Torneados de acero sólido
Ruedas	20" para cuadro de 14", 24" para cuadro de 16", y 26" para cuadro de 18"
Cadena	de rodillo 3/16" x 1"
Acabado	Carmin o Negro
Ruedas de Engranaje	Delanteras 20 o 22 dientes
Bielas	Forjadas a Martillo
Pedales	de Goma
Manubrio	Ajustable
Sillín	Troxel o Messinger
Neumáticos	Fisk o Brigadier de Tubo Simple



# EMBLEM



## Modelo 72 para Niños con "coasterbrake"

**S**E HACE el cuadro en el estilo del Modelo 74, en varios tamaños y con la barra superior encorvada. Se obtiene en este modelo la posición baja del sillín tan deseada por los niños.

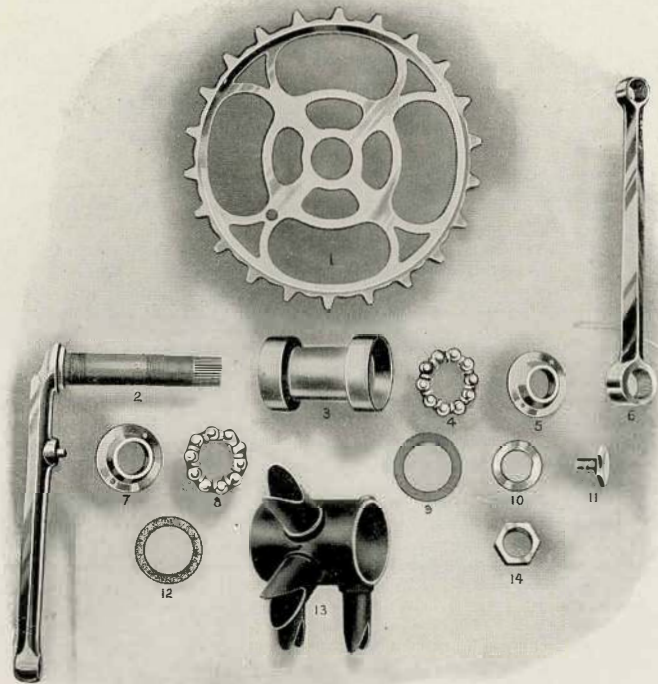
### ESPECIFICACIONES

Cuadro	tubería sin costura, 1"
Altura	14, 16 o 18"
Corona	Forjada a Martillo, de una pieza
Colgante	Emblem de Una Pieza, CON CONOS DE VIDA DOBLE
Cubos	Torneados de acero sólido
Ruedas	20" para cuadro de 14, 24" para cuadro de 16", y 26" para cuadro de 18"
Cadena	de rodillo 3/16" x 1"
Acabado	Carmin o Negro
Ruedas de Engranaje	Delanteras, 20 o 22 dientes
Bielas	Forjadas a Martillo
Pedales	de Goma
Manubrio	Ajustable
Sillín	Troxel o Messinger
Neumáticos	Fisk o Brigadier de Tubo Simple





# EMBLEM



## Colgante de Carrera de Dos Piezas

ESTE colgante tiene un cubo de dos copas, hecho a máquina en una sola pieza, de manera que su acción sea libre y se pueda así conseguir su mejor ajuste. No hay posibilidad de bielas flojas.

La rueda dentada es sostenida por un cono fijo, pues para carreras es menester tener una cigüeña fuerte, segura y de fácil rotación.

## Colgante Emblem de Una Pieza


EL equipo usado en otras bicicletas EMBLEM, es el colgante de una sola pieza. Este consiste del número mínimo de piezas, la rueda dentada es mecánicamente preparada en su centro para que su ajuste sea más preciso. Siendo pues, así imposible que estas cigüeñas se aflojen.



# EMBLEM



## Cabeza Emblem Completa



LA ilustración que aparece en esta página muestra la sección interior de la cabeza Emblem completa, en cuya construcción se han empleado piezas cortadas de barras enterizas de acero, en lugar de las piezas estampadas, usadas corrientemente. Esto, apesar de que una sola de esas piezas torneadas es de casi más costo que todo el juego estampado, sin embargo, su solidez y durabilidad nos compensan este gasto extra. Esta cabeza es además ajustable a una espiga de 1 y 1/16 de pulgada, en cuya forma resulta más fuerte que el cuadro en sí, evitándose en tal forma la posible desnivelación al guiar. Más aún, se evita toda posibilidad de rotura o dobléz, en casos de accidentes. Todos estos detalles en perfección no cuestan nada extra al comprador.

Nuestro juego de cabeza Emblem es apropiado al tamaño corriente de manubrios.



# EMBLEM



## Conos Emblem de Vida Doble

**D**OBLE VIDA—Dos vidas en vez de una. Esta gran ventaja es obtenida al combinar dos conos en uno, de acuerdo con este diseño de nuestra propia invención y patente. En el caso de partirse uno de los bolines y deteriorar la caja-de-bolas, solo será necesario colocar el cono al revés, dando así la consiguiente pérdida de su valioso tiempo.

Es bien sabido que la duración de los cubos o cajas de bolas es tres veces mayor que la de sus correspondientes conos—, por lo cual, al duplicar o aumentar la duración de los conos, lo que se hace es aumentar en proporción la vida de la bicicleta en general.

Estos conos son de superior acero, templados y pulidos hasta darles el brillo de un espejo, cuyo costoso procedimiento para darles este perfecto acabado, no es empleado al tratarse de bicicletas corrientes. Esto demuestra la incomparable calidad de los materiales usados en la construcción de las Bicicletas EMBLEM.

## Garantía para Bicicletas

(Adoptada por la Asociación de  
Manufactureros de Bicicletas)

**L**AS BICICLETAS EMBLEM son garantizadas en conformidad con los reglamentos universalmente adoptados por la Asociación de Manufactureros de Bicicletas, según copiamos a continuación:

Nos comprometemos por la presente con todo comprador de la Bicicleta EMBLEM—; reparar o reponer, gratis, en el término de un año de haber sido efectuada dicha compra, cualquier pieza que a nuestro criterio haya sido defectuosa debido a material de inferior calidad o deficiencia en su mano de obra, siempre y cuando que la dicha pieza se nos devuelva habiendo antes pagado los gastos de remisión a nosotros. Esta garantía, desde luego, no cubre el costo de reparaciones de bicicletas inutilizadas en accidentes, mal tratamiento u otro descuido.

Los neumáticos, sillines, pedales, llantas, aros, manubrios, "coasterbrakes," cadenas u otras piezas que no sean manufacturadas por nosotros no las garantizamos

Emblem Manufacturing Company  
Angola, N. Y., E. U. A.

~~505b~~ 505b.

Asunto: Interés personal del C. Secretario.

Clasificación: 833-0-1

Interesados:

- 1. OREGON, MAYO (Navojoa, Son.)
- 2. \_\_\_\_\_
- 3. \_\_\_\_\_
- 4. \_\_\_\_\_

Operacion:

Tarjetas ~~1~~                      Números ~~103935~~

Agregar \_\_\_\_\_ Expedientar \_\_\_\_\_ Refundir \_\_\_\_\_