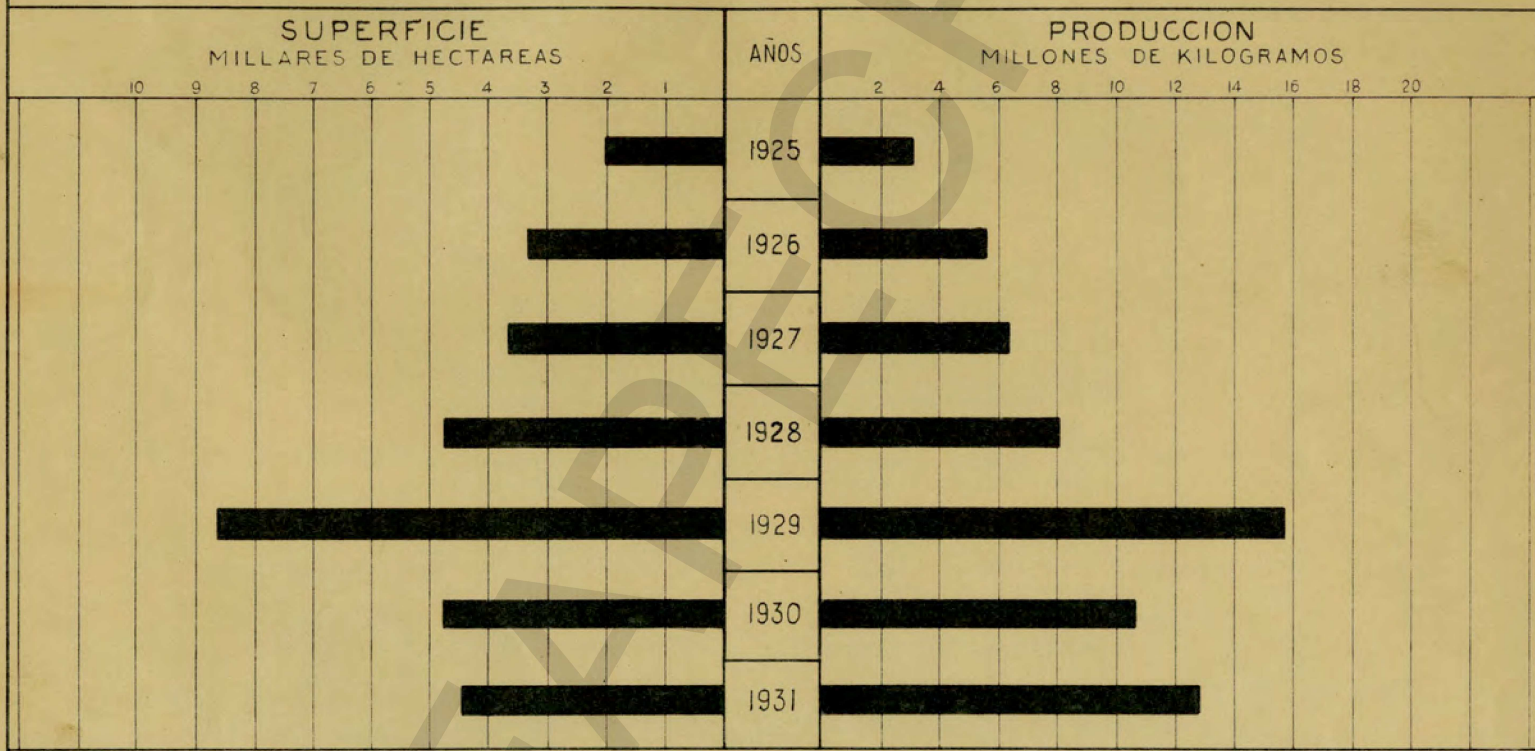



PRODUCCION DE CHICHARO EN LA COSTA OCCIDENTAL
SONORA - SINALOA



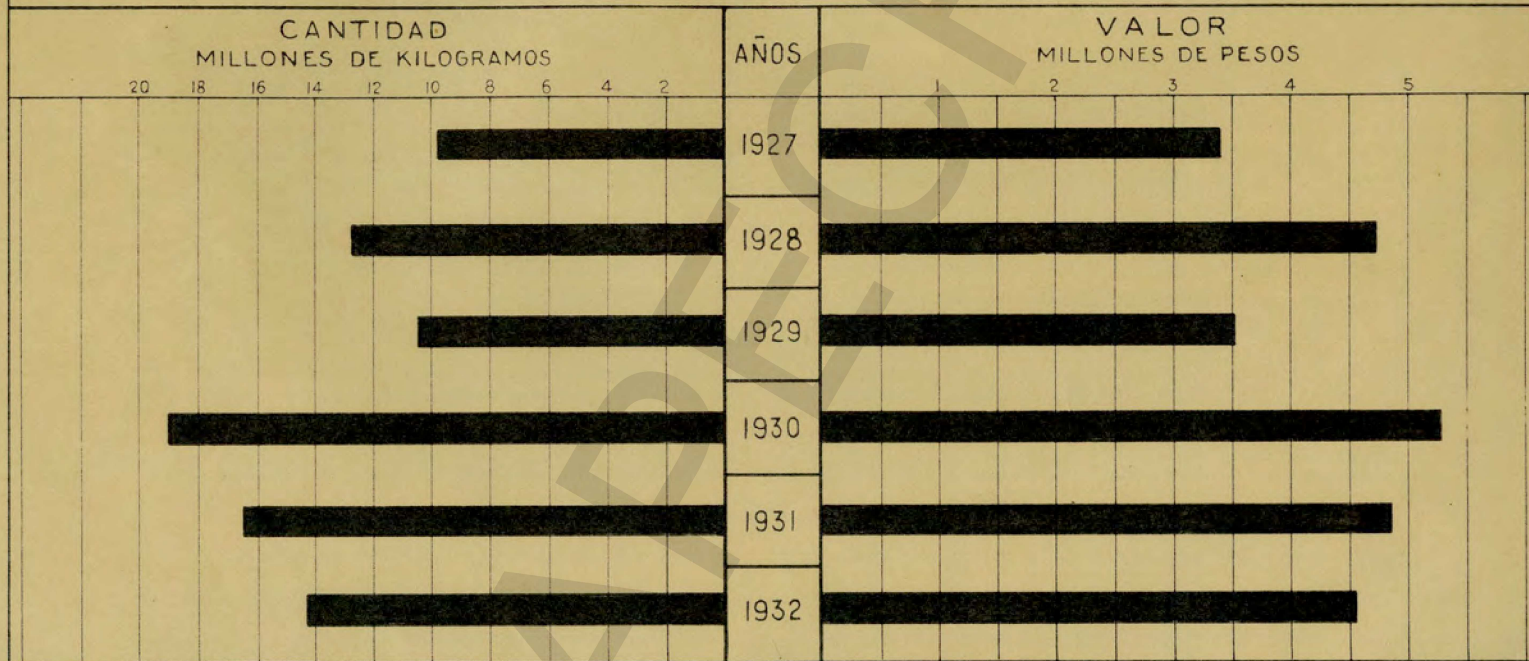
1925	1926	1927	1928	1929	1930	1931	1925	1926	1927	1928	1929	1930	1931
2027	3336	3684	4758	8669	4790	4475	3'168,900	5,696,000	6,389,525	8,119,725	15,703,800	10,678,000	12,893,006

EXPORTACION A ESTADOS UNIDOS DE TOMATES



1927	1928	1929	1930	1931	1932		1927	1928	1929	1930	1931	1932
57.360.793	51.923.310	28.896.586	64.112.462	51.536.521	59.200.598		19.564.777	18.250.545	9.841.376	16.057.297	13.345.958	13.450.138

EXPORTACION A E. UNIDOS DE HORTALIZAS LEGUMBRES Y TUBERCULOS FRESCOS
NO ESPECIFICADOS



1927	1928	1929	1930	1931	1932		1927	1928	1929	1930	1931	1932
9.851,358	12.753,806	10,479,890	19,059,729	16,538,637	14,264,455		3,432,255	4,746,115	3,528,508	5,298,734	4,863,411	4,560,488

FRAPPE CCF

CHICHARO PRODUCCION EN
COSTA OCCIDENTAL.

37